

## HOW TO USE LINE JUDGE SIGNALS

### LINE JUDGE SIGNALS USING FLAGS




1. Inbounds



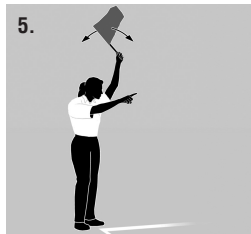
2. Out-of-Bounds



3. Obtain R1's Attention



4. Touch

5. a. Antenna Violation  
b. Service Line Fault

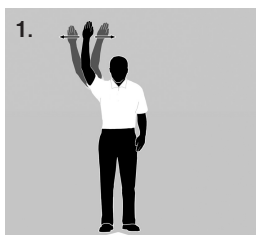
6. View of Play Blocked

The flags should be solid red in color and of a recommended size of approximately 12 inches by 12 inches to approximately 16 inches by 16 inches. The flag and hand grip should be securely affixed to the pole.

1. **Inbounds:** Point with the flag down and toward the middle of the court.
2. **Out-of-Bounds:** Raise the flag, arm extended.
3. **Obtaining First Referee's Attention:** Raise flag over head and wave to obtain the first referee's attention, when necessary.
4. **Touch:** Raise the flag to shoulder height in front of body and place the open palm of the other hand on top of the flag.
- 5a. **Ball Outside or Hitting Antenna:** Wave the flag over the head and point to the antenna.
- 5b. **Service Line Fault:** Wave the flag over the head and point the service area using index finger, extended arm shoulder height.
6. **View of Play Blocked:** Raise and cross both arms in front of the chest, palms facing the body.

**NOTE:** Flags shall be used by line judges, unless determined by the state association to use hand signals.


## LINE JUDGE SIGNALS USING HAND SIGNALS



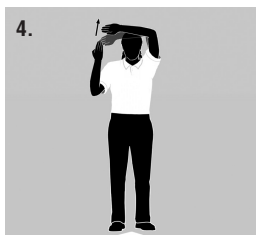
1. Obtain First Referee's Attention



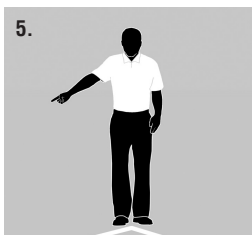
2. Inbounds



3. Out-of-Bounds/  
Antenna Violation



4. Touch



5. Line Violation/  
Service Fault



6. View of Play Blocked

1. **Obtaining First Referee's Attention:** Wave arm overhead to obtain the first referee's attention, when necessary. (1)
2. **Inbounds:** Arms extended in front of body, hands open (palms down) toward the floor area between the attack line and the net. (2)
3. **Out-of-Bounds/Antenna Violation:** Hold forearms in front of chest, hands open (fingers together) and palms toward face. (3)
4. **Ball Touched:** Hand on offending team's side held beside head, palm toward head, then brush upward across fingertips one time with other hand, palm forward. (4)
5. **Line Violation/Service Fault:** Indicate the line where violation occurred by extending arm and pointing toward the line with the index finger. (5)
6. **View of Play Blocked:** Cross forearms in front of chest, palms facing the body. (6)

**NOTE:** Flags shall be used by line judges, unless determined by the state association to use hand signals.